

CREMA® OUTDOOR






Foreword	02 03
Iconic Pagoda	04 11
Pan Evo	12 21
Atlante	22 33
Ganimede Evo	34 41
Lotus Pagoda	42 57
Island Pagoda Evo	58 65
Technical information	66 71

Light and shadow weave the story of outdoor living in a constant dialogue between nature and artifice. Every reflection, every line sculpts the space with a precision that transcends mere form, tracing a path of empathy and lightness, meditation and breath. The elements of Crema Outdoor's collections become timeless symbols, inviting one to journey and rest, distilling wellbeing into the art of outdoor living. Material and technology merge in a continuous synthesis of tradition and innovation, embodying the essence of Made in Italy. Surfaces, with a refined intelligence, reflect and absorb light, telling stories of ancient knowledge, preserving craftsmanship, and embracing the future of design research. Thus, Crema Outdoor opens itself to the contemporary, projecting each detail into a dimension where light inspires and shadow offers refuge; where outdoor living becomes an embrace of nature as an extension of oneself. Each creation is part of a narrative that unfolds through a subtle interplay of reflections and shadows, a unique and personal experience. Here, the outdoors becomes the stage of our story, a setting rich in meaning, where living outside is a ritual that reflects who we are and who we may become.

Luce e ombra scrivono la storia dell'outdoor in un dialogo incessante tra natura e artificio. Ogni riflesso, ogni linea scolpisce lo spazio con una precisione che trascende la forma, tracciando un percorso di empatia e leggerezza, meditazione e respiro. Gli elementi delle collezioni Crema Outdoor si fanno segni che attraversano il tempo, inviti al viaggio e al riposo, distillando il benessere nell'arte del vivere all'aperto. Materia e tecnologia si fondono in una continua sintesi tra tradizione e innovazione, incarnando l'essenza stessa del Made in Italy. Le superfici, con intelligenza, riflettono e assorbono la luce raccontando storie di saperi antichi, tramandando l'artigianato e accogliendo il futuro della ricerca. Così Crema Outdoor si apre al contemporaneo, proiettando ogni dettaglio in una dimensione dove la luce è ispirazione e l'ombra rifugio; dove vivere l'outdoor significa accogliere la natura come estensione dell'essere. Ogni creazione è parte di un racconto che si espande in un sottile gioco di riflessi e ombre, un vissuto unico e personale. Così, l'outdoor diventa scenografia della nostra storia, un palcoscenico denso di significati, in cui abitare all'aperto è un rituale che rispecchia chi siamo e chi possiamo diventare.





Iconic Pagoda

Double segment oriental design
beach parasol

Finishes \nearrow Canvas 57
and AM6/11 + Border 94

Frame \nearrow RAL 8019
 \varnothing 240 cm

04

Crema Outdoor

Iconic Pagoda







Iconic Pagoda

Double segment oriental design
beach parasol

Finishes ↗ Canvas 57
and AM6/11 + Border 94

Frame ↗ RAL 8019
Ø 240 cm



Iconic Pagoda

Double segment oriental design
beach parasol

Finishes \nearrow Canvas 57
and AM6/11 + Border 94

Frame \nearrow RAL 8019
 \varnothing 240 cm










Pan Evo

Motorized giant parasol

Finishes ↗ Canvas 75
+ Border 75

Frame ↗ RAL 8019
300x400 cm





Pan Evo


Motorized giant parasol

Finishes ↗ Canvas 75
+ Border 75

Frame ↗ RAL 8019
300x400 cm





















Ganimede Evo



Motorized giant parasol

Finishes \rhd Canvas U224
+ Border 81

Frame \rhd RAL 9006
450x450 cm



Details and accessories

Telescopic pole and ribs made from textured, matte varnished aluminium. Opening, closing, and lighting system with control regulation via HF remote.




Ganimede Evo

Motorized giant parasol

Finishes \rhd Canvas U224
+ Border 81

Frame \rhd RAL 9006
450x450 cm



Lotus Pagoda

Oriental design beach parasol


Finishes ↗ Canvas AM6/20
and 3983 + Border 929 Frame ↗ Corten
Ø 240 cm





Details and accessories


The pommel is made of aluminium and the fabric and border are crafted from solution-dyed acrylic.



Lotus Pagoda

Oriental design beach parasol

Finishes \nearrow Canvas AM6/20 and 3983 + Border 929 Frame \nearrow Corten Ø 240 cm



Lotus Pagoda


Oriental design beach parasol

Finishes ↗ Canvas AM6/20 and 3983 + Border 929 Frame ↗ Corten Ø 240 cm



Details and accessories


The pole is made of aluminium with a diameter of 40 mm.



Lotus Pagoda

Oriental design beach parasol


Finishes \rhd Canvas AM6/20 and 3983 + Border 929
Frame \rhd Corten \varnothing 240 cm












Island Pagoda Evo


Motorized oriental design
giant parasol

Finishes ↗ Canvas 106 and 0001 + Border 1481 and 15
Frame ↗ RAL 7006
Ø 600 cm



Details and accessories

The telescopic pole is made of matte varnished aluminium. It features an electric motor, with an opening, closing, and lighting system operated via HF remote control for easy regulation.



Island Pagoda Evo

Motorized oriental design giant parasol

Finishes > Canvas 106 and 0001 + Border 1481 and 15
Frame > RAL 7006 Ø 600 cm



Technical information

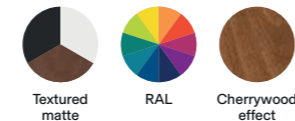
Atlante		Multi cantilever parasol			Duo "T" model		Duo "V" model	
		C 1/2/3	D	E	F/G	H/I/L	M	
250 x 500 cm	302 cm	25 cm	240 cm	95 cm	250/542 cm	250/522 cm	-	
300 x 600 cm	320 cm	30 cm	240 cm	71 cm	300/642 cm	300/623 cm	-	
* 350 x 700 cm	340 cm	30 cm	240 cm	44 cm	350/742 cm	-	-	
500 x 500 cm	302 cm	30 cm	240 cm	95 cm	-	-	522 cm	
600 x 600 cm	320 cm	30 cm	240 cm	71 cm	-	-	625 cm	

Features

- 1 Frame of textured matte varnished aluminium
 - 2 Nylon and varnished steel components
 - 3 Nuts and bolts of stainless steel
 - 4 Ribs of textured matte varnished aluminium
 - 5 Easy handle opening through gas spring system
 - 6 Retractable closing
 - 7 Solution dyed acrylic fabric and border
 - 8 Wind-proof chimney with aluminium frame
- * Available only in "T" model

Frame

Standard frame available in White, Anthracite, Corten.
On request in RAL color palette or Cherrywood effect.



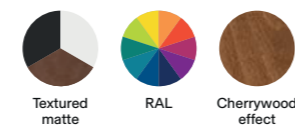
Ganimede		Telescopic giant parasol			Iconic Pagoda		Double segment oriental design beach parasol	
		C 1/2/3	D	E	F/G	H/I	L/M	
Ø 550 cm	315 cm	35 cm	226 cm	130 cm	550/508 cm	-	-	
Ø 600 cm	320 cm	35 cm	227 cm	139 cm	600/554 cm	-	-	
Ø 650 cm	338 cm	35 cm	225 cm	119 cm	650/618 cm	-	-	
Ø 700 cm	343 cm	35 cm	224 cm	108 cm	700/677 cm	-	-	
350 x 350 cm	297 cm	35 cm	225 cm	136 cm	-	350/350 cm	-	
400 x 400 cm	307 cm	35 cm	230 cm	124 cm	-	400/400 cm	-	
450 x 450 cm	320 cm	35 cm	235 cm	101 cm	-	450/450 cm	-	
500 x 500 cm	329 cm	35 cm	234 cm	87 cm	-	500/500 cm	-	
400 x 450 cm	318 cm	35 cm	235 cm	115 cm	-	-	400/450 cm	
400 x 500 cm	314 cm	35 cm	234 cm	97 cm	-	-	400/500 cm	
400 x 600 cm	331 cm	35 cm	236 cm	76 cm	-	-	400/600 cm	
450 x 550 cm	330 cm	35 cm	236 cm	95 cm	-	-	450/550 cm	

Features

- 1 Telescopic pole of textured matte varnished aluminium
- 2 Nylon and varnished steel components
- 3 Nuts and bolts of stainless steel
- 4 Ribs of textured matte varnished aluminium
- 5 Pole and handle for easy opening
- 6 Solution dyed acrylic fabric and border
- 7 Wind-proof chimney with aluminium frame

Frame

Standard frame available in White, Anthracite, Corten.
On request in RAL color palette or Cherrywood effect.



Technical information

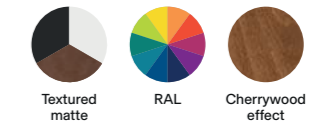
Ganimede Evo		Motorized parasol			Iconic Pagoda		Double segment oriental design beach parasol	
		C 1/2/3	D	E	F/G	H/I	L/M	
Ø 550 cm	315 cm	35 cm	226 cm	130 cm	550/508 cm	-	-	
Ø 600 cm	320 cm	35 cm	227 cm	139 cm	600/554 cm	-	-	
Ø 650 cm	338 cm	35 cm	225 cm	119 cm	650/618 cm	-	-	
Ø 700 cm	343 cm	35 cm	224 cm	108 cm	700/677 cm	-	-	
350 x 350 cm	297 cm	35 cm	225 cm	136 cm	-	350/350 cm	-	
400 x 400 cm	307 cm	35 cm	230 cm	124 cm	-	400/400 cm	-	
450 x 450 cm	320 cm	35 cm	235 cm	101 cm	-	450/450 cm	-	
500 x 500 cm	329 cm	35 cm	234 cm	87 cm	-	500/500 cm	-	
400 x 450 cm	318 cm	35 cm	235 cm	115 cm	-	-	400/450 cm	
400 x 500 cm	314 cm	35 cm	234 cm	97 cm	-	-	400/500 cm	
400 x 600 cm	331 cm	35 cm	236 cm	76 cm	-	-	400/600 cm	
450 x 550 cm	330 cm	35 cm	236 cm	95 cm	-	-	450/550 cm	

Features

- 1 Telescopic pole of textured matte varnished aluminium
- 2 Nylon and varnished steel components
- 3 Nuts and bolts of stainless steel
- 4 Ribs of textured matte varnished aluminium
- 5 Electrical opening and closing system
- 6 Wind sensor
- 7 Solution dyed acrylic fabric and border
- 8 Wind-proof chimney with aluminium frame

Frame

Standard frame available in White, Anthracite, Corten.
On request in RAL color palette or Cherrywood effect.



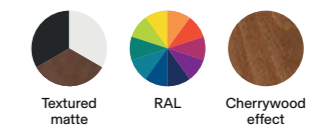
Ganimede Evo		Motorized parasol			Iconic Pagoda		Double segment oriental design beach parasol	
		C 1/2/3	D	E	F/G	H/I	L/M	
* Ø 220 cm	165 cm	17 cm	198 cm	186 cm	-	-	-	
Ø 240 cm	165 cm	17 cm	218 cm	210 cm	-	-	-	

Features

- 1 Anodized aluminium pole Ø 40 mm
 - 2 Bayonet joint
 - 3 Nylon components
 - 4 Interchangeable coat hook
 - 5 Zinc-plated and white varnished steel ribs Ø 5 mm
 - 6 "Solution dyed acrylic" fabric and border
 - 7 Tear-proof studs
 - 8 Anodized aluminium pommel
 - 9 Double Segment canvas
- * Tilt only for Ø 220 cm

Frame

Standard frame available in White, Anthracite, Corten.
On request in RAL color palette or Cherrywood effect.

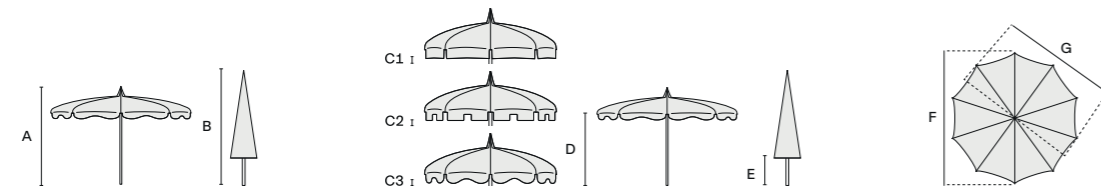


Technical information

Island Pagoda Evo

Motorized parasol

➤ p.34



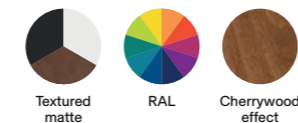
	A	B	C 1/2/3	D	E	F
Ø 500 cm	420 cm	550 cm	35 cm	260 cm	235 cm	500/454 cm
Ø 550 cm	420 cm	550 cm	35 cm	260 cm	210 cm	550/504 cm
Ø 600 cm	420 cm	550 cm	35 cm	260 cm	185 cm	600/554 cm
Ø 650 cm	420 cm	550 cm	35 cm	260 cm	160 cm	650/604 cm

Features

- 1 Telescopic pole of textured matte varnished aluminium
- 2 Nylon and varnished steel components
- 3 Nuts and bolts of stainless steel
- 4 Ribs of textured matte varnished aluminium
- 5 Electrical opening and closing system
- 6 Wind sensor
- 7 Solution dyed acrylic fabric and border
- 8 Wind-proof chimney with aluminium frame

Frame

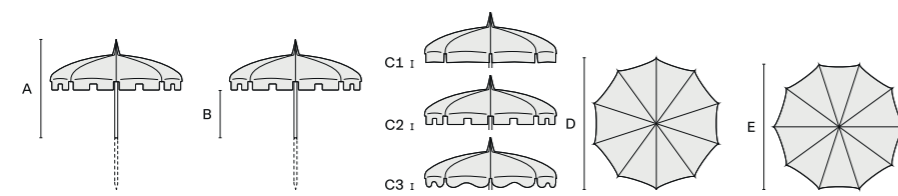
Standard frame available in White, Anthracite, Corten.
On request in RAL color palette or Cherrywood effect.



Lotus Pagoda

Oriental design beach parasol

➤ p.42




	A	B	C 1/2/3	D	E
* Ø 220 cm	165 cm	87 cm	17 cm	198 cm	186 cm
Ø 240 cm	165 cm	91 cm	17 cm	218 cm	210 cm

Features

- 1 Anodized aluminium pole Ø 40 mm
 - 2 Bayonet joint
 - 3 Nylon components
 - 4 Interchangeable coat hook
 - 5 Zinc-plated and white varnished steel ribs Ø 5 mm
 - 6 "Solution dyed acrylic" fabric and border
 - 7 Tear-proof studs
 - 8 Anodized aluminium pommel
- * Tilt only for Ø 220 cm

Frame

Standard frame available in White, Anthracite, Corten.
On request in RAL color palette.

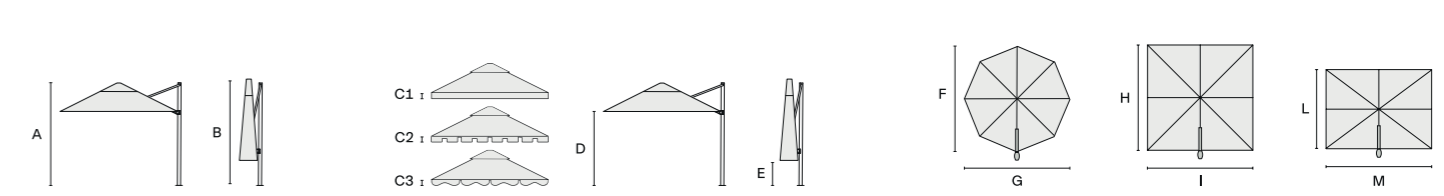


Technical information

Pan

Parasol with gas spring

➤ p.12



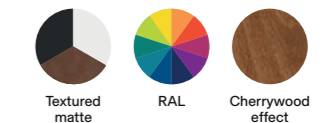
	A	B	C 1/2/3	D	E	F/G	H/I	L/M
Ø 350 cm	319 cm	325 cm	30 cm	238 cm	102 cm	365/350 cm	-	-
250 x 250 cm	292 cm	305 cm	25 cm	235 cm	126 cm	-	265/250 cm	-
300 x 300 cm	305 cm	316 cm	30 cm	240 cm	99 cm	-	315/300 cm	-
350 x 350 cm	314 cm	323 cm	30 cm	239 cm	71 cm	-	365/350 cm	-
300 x 400 cm	311 cm	320 cm	30 cm	240 cm	65 cm	-	-	315/400 cm

Features

- 1 Frame of textured matte varnished aluminium
- 2 Nylon and varnished steel components
- 3 Nuts and bolts of stainless steel
- 4 Ribs of textured matte varnished aluminium
- 5 Easy handle opening through gas spring system
- 6 360° rotating
- 7 Solution dyed acrylic fabric and border
- 8 Wind-proof chimney with aluminium frame
- 9 Retractable closing

Frame

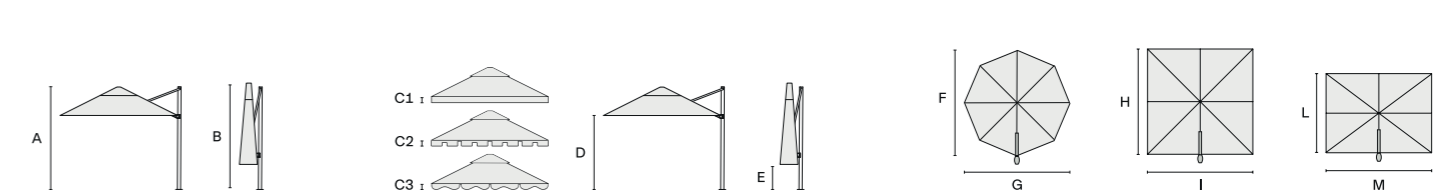
Standard frame available in White, Anthracite, Corten.
On request in RAL color palette or Cherrywood effect.



Pan Evo

Motorized giant parasol

➤ p.12



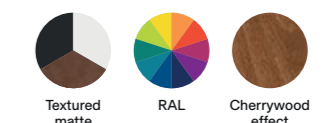
	A	B	C 1/2/3	D	E	F/G	H/I	L/M
Ø 350 cm	319 cm	325 cm	30 cm	238 cm	102 cm	365/350 cm	-	-
250 x 250 cm	292 cm	305 cm	25 cm	235 cm	126 cm	-	265/250 cm	-
300 x 300 cm	305 cm	316 cm	30 cm	240 cm	99 cm	-	315/300 cm	-
350 x 350 cm	314 cm	323 cm	30 cm	239 cm	71 cm	-	365/350 cm	-
300 x 400 cm	311 cm	320 cm	30 cm	240 cm	65 cm	-	-	315/400 cm

Features

- 1 Frame of textured matte varnished aluminium
- 2 Nylon and varnished steel components
- 3 Nuts and bolts of stainless steel
- 4 Ribs of textured matte varnished aluminium
- 5 Electrical opening and closing system
- 6 Retractable closing
- 7 Solution dyed acrylic fabric and border
- 8 Wind-proof chimney with aluminium frame
- 9 Wind sensor
- 10 360° rotating

Frame

Standard frame available in White, Anthracite, Corten.
On request in RAL color palette or Cherrywood effect.



Fabrics

Atlante, Ganimede
/Ganimede Evo,
Island Pagoda Evo,
Pan/Pan Evo



Fabrics


Iconic Pagoda/Lotus Pagoda



Borders



Frames



Crema Outdoor Srl
Via dell'Industria 15
35044 Montagnana (PD) Italy
T. +39 0429 81413
info@cremaoutdoor.com
www.cremaoutdoor.com

ISO 9001
Certified Company

Art direction and graphic
design Multi Form
Photography Omar Sartor
Styling Elisabetta Bongiorno
Printed in Italy by
Grafiche Antiga 12.2024

CREMA® OUTDOOR

All rights reserved. Colours, data, sizes, descriptions and pictures shown in this catalogue are indicative. Crema Outdoor Srl informs that specifications can change without previous notice in order to increase the quality of the products. Photographs, technical drawings and texts are ownership of Crema Outdoor Srl. Any unauthorized reproduction, even if partial, is liable to prosecution.



