

# CHATEAUX

GRES PORCELLANATO . PORCELAIN STONEWARE . GRÈS CÉRAME . FEINSTEINZEUG



Modernità e tradizione si sposano nella collezione che unisce l'antica forza della pietra a una nuova interpretazione ceramica, in interno ed esterno, con fascino senza tempo.

Modernity meets tradition in a collection offering the ancient strength of stone in a new ceramic option that lends interiors and exteriors a timeless charm.

La modernité et la tradition s'épousent dans la collection qui unit l'ancienne force de la pierre et une nouvelle interprétation en céramique qui décore, à l'intérieur et à l'extérieur, avec un charme hors du temps.

Modernität und Tradition verbinden sich bei der Kollektion, die die antike Kraft des Steins mit einer neuen Auslegung der Keramik kombiniert, die im Innen- und Außenbereich mit einem zeitlosen Reiz einrichtet.



2

3

INDOOR  
Pavimento . Floor:  
Antracite 60x90 . 24"x 36" - Rettificato / 60x60 . 24"x 24" - Rettificato / 30x60 . 12"x24" - Rettificato



4

INDOOR  
Pavimento . Floor:  
Antracite 60x90 . 24"x 36" - Rettificato / 60x60 . 24"x 24" - Rettificato / 30x60 . 12"x24" - Rettificato



5



INDOOR  
Pavimento . Floor:  
Antracite 60x90 . 24"x 36" - Rettificato  
60x60 . 24"x 24" - Rettificato  
30x60 . 12"x24" - Rettificato



INDOOR  
 Pavimento . Floor:  
 Antracite 60x90 . 24"x 36" - Rettificato  
 60x60 . 24"x 24" - Rettificato  
 30x60 . 12"x24" - Rettificato





10

11

INDOOR  
Pavimento . Floor:  
Taupe 60,5x91 . 24"x 36" - Naturale  
Rivestimento . Wall tile:  
Taupe Modulo rete 30x30 . 12"x12" (5x5) / Antracite 30x60 . 12"x24" - Rettificato

INDOOR  
Pavimento . Floor:  
Taupe 60,5x91 . 24"x 36" - Naturale  
Rivestimento . Wall tile:  
Taupe Modulo rete 30x30 . 12"x12" (5x5) / Antracite 30x60 . 12"x24" - Rettificato



INDOOR  
Pavimento . Floor:  
Taupe 60,5x91 . 24"x 36" - Naturale  
Rivestimento . Wall tile:  
Antracite 30x60 . 12"x24" - Rettificato

14



15





INDOOR  
Pavimento . Floor:  
Taupe 60,5x91 . 24"x 36" - Naturale  
Rivestimento . Wall tile:  
Taupe Modulo rete 30x30 . 12"x12" (5x5)




INDOOR  
Pavimento . Floor:  
Cotto 60x60 . 23<sup>3</sup>/<sub>4</sub>x23<sup>3</sup>/<sub>4</sub> - Rettificato  
Rivestimento . Wall tile:  
Bianco Modulo rete 30x30 . 12"x12" (5x5)



20

INDOOR  
Pavimento . Floor:  
Cotto 60x60 . 24"x24" - Rettificato  
Rivestimento . Wall tile:  
Bianco Modulo rete 30x30 . 12"x12" (5x5)



21



INDOOR  
Pavimento . Floor:  
Cotto 60x60 . 24"x24" - Rettificato





INDOOR  
Pavimento . Floor:  
Bianco 90x90 . 36"x36" - Rettificato





OUTDOOR

Pavimento . Floor:

Taupe 60x90 . 24"x36" - Rettificato R11A+B

Taupe 90x90 . 36"x36" - Rettificato R11A+B

20 mm




# CHATEAUX

GRES PORCELLANATO . PORCELAIN STONEWARE . GRÉS CÉRAMÉ . FEINSTEINZEUG



INDOOR  
 Pavimento . Floor:  
 Taupe 60,5x91 . 23<sup>3</sup>/<sub>4</sub>x 35<sup>3</sup>/<sub>4</sub> - Naturale  
 Rivestimento . Wall tile:  
 Antracite 30x60 . 12"x23<sup>3</sup>/<sub>4</sub> - Rettificato



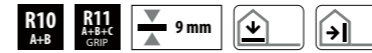
## FORMATI . Sizes . Formats . Formate



	<b>90x90</b> 36"x36"	Rettificato	2	1,620	31,760	25	40,500	811
	<b>60x90</b> 24"x36"	Rettificato	3	1,620	30,210	32	51,840	984
	<b>60x60</b> 24"x24"	Rettificato	4	1,440	27,480	30	43,200	842
	<b>30x60</b> 12"x24"	Rettificato	6	1,080	20,51	48	51,840	1002
	<b>30x30</b> 12"x12"	Modulo rete (5x5 . 2"x2")	4	0,360	7,100	80	28,800	572
	<b>90x90</b> 36"x36"	<b>20 mm</b> Rettificato	1	0,810	35,320	25	20,250	900
	<b>60x90</b> 24"x36"	<b>20 mm</b> Rettificato	1	0,540	23,890	45	24,300	1092
	<b>60x60</b> 24"x24"	<b>20 mm</b> Rettificato	2	0,720	31,670	30	21,600	967
	<b>7x60</b> 2,5"x24"	Battiscopa	15	0,504	13,800	48	24,192	662
	<b>33x60</b> 13"x24"	Gradino costa retta	2	0,792	18,500	-	-	-
	<b>33x33</b> 13"x13"	Angolo gradino costa retta	4	0,435	9,600	-	-	=

# CHATEAUX

GRES PORCELLANATO . PORCELAIN STONWARE . GRÉS CÉRAME . FEINSTEINZEUG



## BIANCO



181225 - 30x60 . 12"x24" Ret - R10



181195 - 60x60 . 24"x24" Ret - R10



181215 - 60x90 . 24"x36" Ret - R10



181895 - 90x90 . 36"x36" Ret - R10



181245 - 30x30 . 12"x12" (5x5) . Modulo rete Ret - R10

## ANTRACITE



181224 - 30x60 . 12"x24" Ret - R10




181194 - 60x60 . 24"x24" Ret - R10



181214 - 60x90 . 24"x36" Ret - R10



181894 - 90x90 . 36"x36" Ret - R10



181244 - 30x30 . 12"x12" (5x5) .

## TAUPE



181222 - 30x60 . 12"x24" Ret - R10



181192 - 60x60 . 24"x24" Ret - R10



181212 - 60x90 . 24"x36" Ret - R10



181892 - 90x90 . 36"x36" Ret - R10



181242 - 30x30 . 12"x12" (5x5) .

## COTTO




181223 - 30x60 . 12"x24" Ret - R10



181193 - 60x60 . 24"x24" Ret - R10



181213 - 60x90 . 24"x36" Ret - R10



181243 - 30x30 . 12"x12" (5x5) .

V3

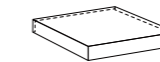
### SVILUPPO GRAFICO / PATTERNS

90x90 Taupe/Bianco 7 Facce differenti / Different Patterns  
 90x90 Antracite 6 Facce differenti / Different Patterns  
 60x90 12 Facce differenti / Different Patterns  
 60x60 24 Facce differenti / Different Patterns  
 30x90 48 Facce differenti / Different Patterns

### PEZZI SPECIALI . SPECIAL PIECES . PIÈCES SPÉCIALES . SPEZIALTEILE



Battiscopa  
 7x60 . 2,5"x24" Ret - R10  
 181265 - Bianco  
 181264 - Antracite  
 181262 - Taupe  
 181263 - Cotto



Angolo Gradino Costa Retta  
 33x33 . 13"x13" Ret - R10  
 181285 - Bianco  
 181284 - Antracite  
 181282 - Taupe  
 181283 - Cotto



Gradino Costa Retta  
 33x60 . 13"x24" Ret - R10  
 181275 - Bianco  
 181274 - Antracite  
 181272 - Taupe  
 181273 - Cotto

# CHATEAUX

GRES PORCELLANATO . PORCELAIN STONEWARE . GRÉS CÉRAME . FEINSTEINZEUG



## ANTRACITE BORDO VINTAGE



186684 - 60x90 . 24"x36"  
Vintage - R10

PM - 91,50

## TAUPE BORDO VINTAGE



186682 - 60x90 . 24"x36"  
Vintage - R10

PM - 91,50



## SUPERFICI DALL' AUTENTICO EFFETTO VINTAGE, SMUSSATE DAL TEMPO.

SURFACES WITH AN AUTHENTIC VINTAGE EFFECT, SMOOTHED BY TIME / DES SURFACES À L'EFFET VINTAGE AUTHENTIQUE,  
LISSÉES PAR LE TEMPS / OBERFLÄCHEN MIT EINEM AUTHENTISCHEN VINTAGE-EFFEKT, DURCH DIE ZEIT ABGESTUMPFT



# CHATEAUX

GRES PORCELLANATO . PORCELAIN STONEWARE . GRÈS CÉRAME . FEINSTEINZEUG



## ANTRACITE



182204 - 60x90 . 24"x36" Ret - GRIP

## TAUPE



182202 - 60x90 . 24"x36" Ret - GRIP

## COTTO



182203 - 60x90 . 24"x36" Ret - GRIP

38



182214 - 90x90 . 36"x36" Ret - GRIP



182212 - 90x90 . 36"x36" Ret - GRIP

## ANTRACITE



182184 - Decoro Cementine  
60x60 . 24"x24"  
Ret - GRIP

## TAUPE



182182 - Decoro Cementine  
60x60 . 24"x24"  
Ret - GRIP

39

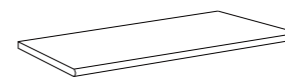


181534 - 60x60 . 24"x24"  
Ret - GRIP

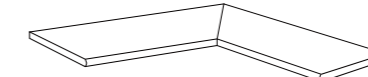


181532 - 60x60 . 24"x24"  
Ret - GRIP

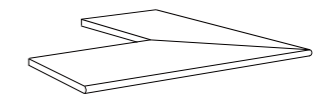
## PEZZI SPECIALI . SPECIAL PIECES . PIÈCES SPÉCIALES . SPEZIALTEILE



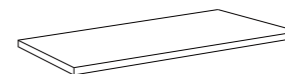
Gradino Toro  
30x90 . 12"x36" Ret - GRIP  
184244 - Antracite  
184242 - Taupe  
184243 - Cotto



Angolo Grad. Toro Interno Dx-Sx  
30x90 . 12"x36" Ret - GRIP  
184254 - Antracite  
184252 - Taupe  
184253 - Cotto



Angolo Grad. Toro Esterno Dx-Sx  
30x90 . 12"x36" Ret - GRIP  
184264 - Antracite  
184262 - Taupe  
184263 - Cotto



Gradino Costa Lucida  
30x90 . 12"x36" Ret - GRIP  
184274 - Antracite  
184272 - Taupe  
184273 - Cotto



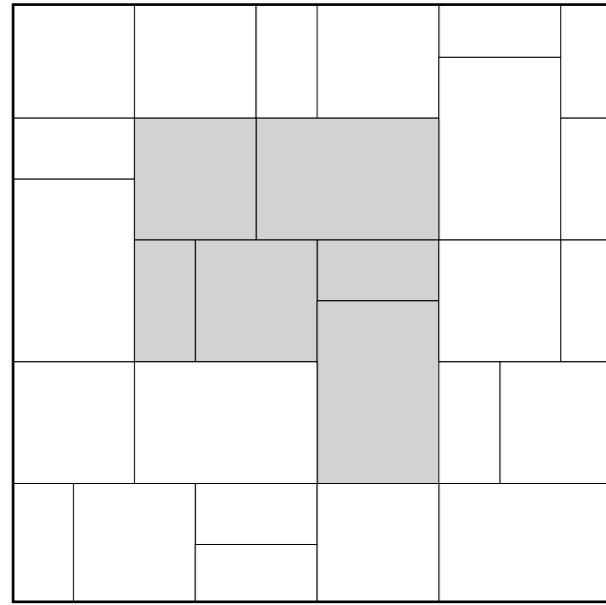
Angolo Grad. Costa Lucida Interno Dx-Sx  
30x90 . 12"x36" Ret - GRIP  
184284 - Antracite  
184282 - Taupe  
184283 - Cotto



Angolo Grad. Costa Lucida Esterno Dx-Sx  
30x90 . 12"x36" Ret - GRIP  
184294 - Antracite  
184292 - Taupe  
184293 - Cotto

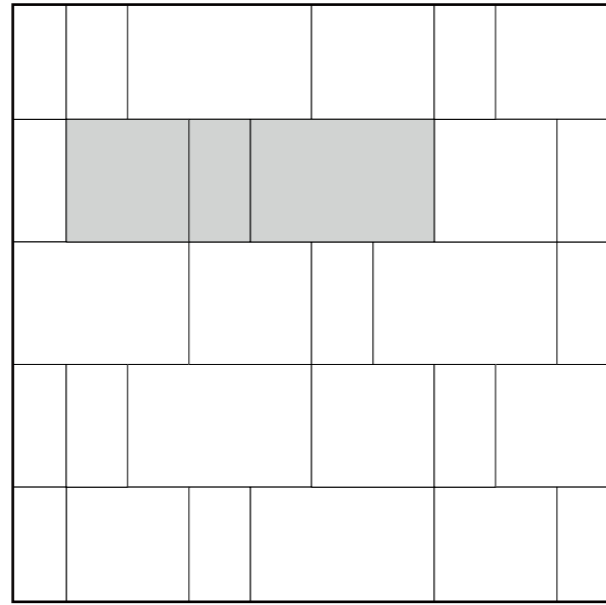
## SCHEMI DI POSA

LAYING SKETCH  
SCHÉMAS DE POSE  
MODULVERLEGUNGSBEISPIELE  
LEGSYSTEMEN



### MODULO

60x90 = 50% / 60x60 = 33,33% / 30x60 = 16,67%



### MODULO

60x90 = 50% / 60x60 = 33,33% / 30x60 = 16,67%

## CARATTERISTICHE TECNICHE DI SUPERFICIE

TECHNICAL SURFACE PROPERTIES  
CARACTÉRISTIQUES TECHNIQUES  
DES SURFACES

TECHNISCHE EIGENSCHAFTEN  
DER OBERFLÄCHE



### Resistenza alle macchie (Pulibilità).

Resistance to staining.  
Résistance aux produits tachants.  
Beständigkeit gegen.

ISO 10545/14



### Resistenza agli acidi e alle basi.

Resistance to acids and bases.  
Résistance aux acides et aux bases.  
Beständigkeit gegen Säuren und Laugen.

ISO 10545/13



### Scivolosità

Slipperiness . Glissance . Rutschgefahr.

			B.C.R.A.	DIN 51130	DIN 51097	DCOF Ansi A 137.1.2012
			Cuoio asciutto Dry leather Cuirre sec Trockenes Leder		Gomma bagnata Wet rubber Caoutchouc mouillé Nasser Gummi	
indoor	90x90 . 60x90 . 60,6x60,5 . 60x60 30x60	5	G.A.	-	-	> 0,42 Wet
outdoor	60,5x91 . 90x90 . 60x90 . 60x60	5	G.A.	> 0,40	> 0,40	R11 A+B+C > 0,62 Wet

## DESTINAZIONI D'USO CONSIGLIATE

EXAMPLES OF APPLICATIONS SUGGESTED . DOMAINES D'UTILISATION CONSEILLÉS . EMPFOHLENE ANWENDUNGSBEREICHE

### TIPO DI EDIFICIO O ATTIVITÀ

VILLE, CASALI, RUSTICI, CHALET  
APPARTAMENTI, NEGOZI, UFFICI,  
RISTORANTI, BAR.

### TYPE OF BUILDING OR BUSINESS

VILLAS, COUNTRY HOUSES,  
FARMHOUSES, CHALET,  
APARTMENTS, SHOPS, OFFICES,  
RESTAURANTS, BARS.

### TYPE DE BÂTIMENT OU D'ACTIVITÉ

VILLAS, MAISONS DE CAMPAGNE,  
FERMES, CHALET, APPARTEMENTS,  
MAGASINS, BUREAUX, RESTAURANTS,  
CAFÉS.

### ART DES GEBÄUDES ODER TÄTIGKEIT

HÄUSER, FARMHÄUSER,  
BAUERNHÄUSER, CHALET,  
WOHNUNGEN, GESCHÄFTE, BÜROS,  
RESTAURANTS, CAFÉS.

### INTERNI

Soggiorno, Cucina, Bagno,  
Sale da pranzo, Corridoi,  
Camere da letto, Sala ricevimento.

### INDOOR

Living Rooms, Kitchens, Bathrooms,  
Dining rooms, Corridors, Bedrooms,  
Reception rooms.

### INTÉRIEURS

Salles de séjour, Cuisines, Salles de bains,  
Salles à manger, Couloirs, Chambres à  
coucher, Salles de réception.

### INNENBEREICHE

Wohnzimmer, Küche, Badezimmer,  
Esszimmer, Korridore, Schlafzimmer,  
Empfangsräume.

### ESTERNI R11 A+B

Terrazze, Balconi, Verande, Porticati,  
Passaggi pubblici in sicurezza.

### OUTDOOR R11 A+B

Terraces, Balconies, Verandas, Porches,  
Safe road crossings.

### EXTÉRIEURS R11 A+B

Terrasses, Balcons, Vérandas, Porches,  
Des passages publics sécurisés.

### AUSSENBEREICHE R11 A+B

Terrassen, Balkons, Veranden,  
Laubengänge, Öffentliche  
Schutzwege.

### ESTERNI R11 A+B SPESSORE 20 mm

Cortili, Terrazze, Balconi, Verande,  
Porticati, Piazze, Camminamenti  
pubblici, Arredo urbano.

### OUTDOOR R11 A+B THICKNES 20 mm

Courtyards, Terraces, Balconies,  
Verandas, Porches, Squares,  
Public walkways, Urban design.

### EXTÉRIEURS R11 A+B ÉPAISSEUR 20 mm

Cours, Terrasses, Balcons, Verandas,  
Porches, Places, Allées publiques,  
Aménagement urbain.

### AUSSENBEREICHE R11 A+B STÄRKE 20 mm

Höfe, Terrassen, Balkons, Veranden,  
Arkaden, Plätze, Öffentliche  
Gehwege, Stadt Einrichtung.

MADE IN ITALY



La riproduzione, la pubblicazione, e la distribuzione, totale o parziale, di tutto il materiale originale contenuto in questo documento sono espressamente vietate in assenza di autorizzazione da parte di Sichenia.

Sichenia si riserva di modificare i prodotti senza preavviso, declinando ogni responsabilità relativa a danni diretti o indiretti derivanti da tali modifiche. I colori e le caratteristiche estetiche dei materiali illustrati nel presente catalogo sono da ritenersi puramente indicativi. Per le informazioni e i dati relativi ai codici, imballaggi e pesi occorre sempre consultare l'ultimo listino aggiornato e in vigore.

The reproduction, publication, and distribution, total or partial, of all the original material contained herein is expressly prohibited without the prior consent of Sichenia. Sichenia reserves the right to make changes to the products without notice, and shall not be liable for any direct or indirect damages arising from any changes. The colours and the aesthetic characteristics of the products shown in this catalogue are purely illustrative. For information and data concerning codes, packaging and weight always refer to the last updated price list in force.

La reproduction, la publication et la distribution, totales ou partielles, de tout le matériel original contenu dans ce document sont expressément interdites sans l'autorisation de Sichenia. Sichenia se réserve la faculté de modifier les produits sans préavis, en déclinant toute responsabilité relative à des dommages directs ou indirects dérivant d'éventuelles modifications. Les couleurs et les caractéristiques esthétiques du matériel illustré dans ce catalogue sont fournis à titre purement indicatif. Pour les informations et les données relatives aux codes, aux emballages et aux poids, il est toujours nécessaire de consulter le dernier tarif mis à jour et en vigueur.

Die vollständige oder auszugsweise Vervielfältigung, Veröffentlichung und Verbreitung des gesamten, in diesem Dokument enthaltenen Originalmaterials, ist ohne Genehmigung der Firma Sichenia ausdrücklich untersagt. Sichenia behält sich das Recht vor, die Produkte ohne vorherige Ankündigung zu ändern und haftet nicht für direkte oder indirekte, durch eventuelle Änderungen verursachte Schäden. Die Farben und ästhetischen Merkmale des im vorliegenden Katalogs abgebildeten Materials sind rein zur Information und nicht bindend. Für Informationen zu den Daten der Codenummern, Verpackungen und Gewichten siehe immer die neuste, jeweils gültige Preisliste.

## NOTE

Le misure in pollici sono indicative. Le misure in cm sono da considerarsi nominali e sono le uniche da usare come riferimento.

The sizes in inches are indicative. The sizes in cm are real and to be used as reference.



Sichenia Gruppo Ceramiche S.p.A.

Via Toscana, 12 - 41049 Sassuolo (Modena) - Italy  
Tel. +39 0536.81.84.11 - Fax Italia +39 0536.81.01.05 / export +39 0536.80.08.15

[info@sichenia.it](mailto:info@sichenia.it) - [www.sichenia.it](http://www.sichenia.it)

